



CENTRAL HEADLIGHT

VOL. III NUMBER 2

FEBRUARY, 1973




The Diesel Roster: Part 1

FAIRBANKS-MORSE on the NEW YORK CENTRAL SYSTEM


Roster by W. D. EDSON



H-10-44, class DES-14 built in 1946-1951



H-12-44, class DES-17 built in 1950-1952




H-16-44, class DRS-7 built in 1951



H-20-44, class DFT-1 built in 1948-1949







CFA & CFB-20-4, "A" Unit and "B" Unit, class DFA & DFB-6, built in 1950




CFA & CFB-16-4, "A"- "B"- "A" Units, class DFA & DFB-9, built in 1952



This type of solid equalizer truck was found on "A" Units 5000 & 5001.



ERIE BUILT, "A" Unit and "B" unit, class DFA & DFB-5, built 1947-49



CFA-24-4, Class DPA-6a built 1952



ERIE BUILT, Class DPA-3a built 1949

FM Model LCC (H-10-44) Switcher, 1000 HP, B-B Wheel Arrg.

Class	Road	Numbering			Builders Number & Date		Note	
	'66		5/48	10/49	'66			
DES-14a	P&LE	8800-01	8900-01	9100-01		L1023-24	12/46	1
DES-14b	P&LE		8902-03	9102-03		10L64-65	8/48	1
DES-14c	FS-10	IHB till 2/50	8904-05	9104-05	8204-05	10L46-47	6/49	3
DES-14d	FS-10	NYC		9106-09	8206-08	10L170-73	12/49, 2/50	2
DES-14e	FS-10	IHB (?)		9110	8210	10L176	2/50	3

1. Sold GE 2/66. 2. 8206 Ret. 4/68; 9109 Ret. 2/66, Scr. 3. Ret. 67

FM Model H-12-44 Switcher, 1200 HP, B-B Wheel Arrg.

Class	Road	Numbering			Builders Number & Date		Note	
	'66		10/49	'66				
DES-17a	FS-12m	NYC	9111-20	8301-09		12L378-87	12/50-1/51	4
DES-17b	Note 5a	NYC	9121-37	8310-26		12L613-29	5-7/52	5

4. 9111 Ret. 2/66, Scr.; 8301, 02, 04, 08, Ret. GE 5/67; 8306 Ret. 8/67. 5. 8314 Ret. GE 5/67; 8317 Ret. 8/67; 8319 Ret. 2/68
8322 Ret. 2/68; 8325 Ret. 7/68. 5a. 8310-13, 15-16, 18, 20-25 - FS-12m; 8314, 17, 19, 26 - FS-12

FM Model H-16-44 Road Switcher, 1600 HP, B-B Wheel Arrg.

Class	Road	Numbering			Builders Number & Date		Note	
DRS-7a	FRS-16	NYC	7000-12	5100-12		16L414-26	7, 11, 12/51	6

6. 5100, 01, 07 Ret. GE 5/67; 5102-04, 06, 09-10, 12 Ret. 9/66; 5105, 11 Ret. 5/67; 7008 Ret. 3/57, Scr., destroyed by fire.

FM Model H-20-44 Road Switcher, 2000 HP, B-B Wheel Arrg.

Class	Road	Numbering			Builders Number & Date		Note	
DFT-1a	NYC		7100-05			20L23-28	7-9/48	7
DFT-1d	NYC		7106-09			20L29-32	10-48	8
DFT-1b	IHB till 2/50		7110-14			20L18-22	7/48	9
DFT-1c	IHB till 11/49		7115-16			20L35-36	9/48	10
DFT-1e	IHB till 2/50		7117-18			20L49-50	4, 5/49	9

7. 7100 Sold GE 6/64; 7101 Sold GE 11/64; 7102 Ret. 7/65; 7103-05 Ret. 8/65. 8. 7106 Sold GE 6/64; 7107 Sold GE 12/64; 7108 Sold GE 11/64; 7109 Ret. 6/64, Sold GE 10/64. 9. Ret. 3/66, Sold "Marco". 10. Sold GE 6/64.

FM Model "Erie Built" A&B Freight Units, 2000 HP, A-1-A - A-1-A Wheel Arrg.

Class	Road	Numbering			Builders Number & Date		Note	
DFA-5a	NYC		5000-01			L1105, 07/GE 28631-32	10/47	11, 12
DFA-5b	NYC		5002-05			L1170-74/GE 29430, 30123-25	12/48-2/49	11, 13
DFB-5a	NYC		5100-01			L1159-60/GE 29443-44	12/48-1/49	11, 14

11. EMD Engines Applied 5001 9/57; 5002 11/57; 5003 7/57; 5101 5/57. 12. 5000 Ret. 12/60, Scr. 1/62; 5001 Ret. 4/63, Scr. 10/63. 13. 5002-03 Ret. 4/63, Scr. 9/63; 5004-05 Ret. 12/60, Scr. 1/62. 14. 5100 Ret. 12/60, Scr. 2/62; 5101 Ret. 4/63, Scr. 8/63.

FM "C Line" Model CFA & CFB-20-4 Freight Units, 2000 HP, B-B Wheel Arrg.

Class	Road	Numbering			Builders Number & Date		Note	
DFA-6a	NYC		5006-13			21L288-95	4/50	15, 16
DFA-6b	NYC		5014-17			21L296-99	5, 7/50	15, 17
DFB-6a	NYC		5102-04			21L270-72	6, 7/50	15, 18

15. EMD Engines Applied 5006 8/55; 5007 10/56; 5008 8/56; 5009 9/56; 5010-11 11/56; 5012 6/56; 5013 7/55; 5014 9/55; 5015 5/66; 5016 11/56; 5017 7/57; 5102 1/57; 5103 12/56; 5104 1/57. 16. 5006 Ret. 2/65; 5007 Sold EMD 8/64; 5008 Ret. 7/64, Scr. 9/64; 5009 Ret. 2/65, Sold; 5010 Sold EMD 8/64; 5011-13 Ret. 2/65, Sold GE 9/65. 17. 5014-17 Ret. 2/65, Sold. 18. 5102 Ret. 1/65; 5103 Ret. 2/65, Sold for Scr. 3/66; 5104 Ret. 11/64, Sold.

FM "C Line" Model CFA & CFB-16-4 Freight Units, 1600 HP, B-B Wheel Arrg.

Class	Road	Numbering			Builders Number & Date		Note	
DFA-9a	NYC		6600-07			16L541-48	2, 3/52	19
DFB-9a	NYC		6900-03			16L549-51, 560	2, 3/52	19

19. All Units Retired 9/66.

FM Model "Erie Built" Passenger Units, 2000 HP, A-1-A - A-1-A Wheel Arrg.

Class	Road	Numbering			Builders Number & Date		Note	
DPA-3a	NYC		4400-05			L1177-82/GE 30126-31	3, 4/49	20

20. All Units Retired 1/64; 4400-02 Sold for Scr. 2/64; 4403 Sold for Scr. 3/64; 4404-05 Sold for Scr. 1/64.

FM "C Line" Model CPA-24-4 Passenger Units, 2400 HP, B - A-1-A Wheel Arrg.

Class	Road	Numbering			Builders Number & Date		Note	
DPA-6a	NYC		4500-07			24L552-59	3, 4/52	21, 22

21. EMD 1750 HP Engines Applied - 4500 10/55; 4501 12/55; 4502 11/55; 4503 4/56; 4504 3/56; 4505 10/55; 4506 2/56; 4507 3/56. 22. All Units Retired 10/66.